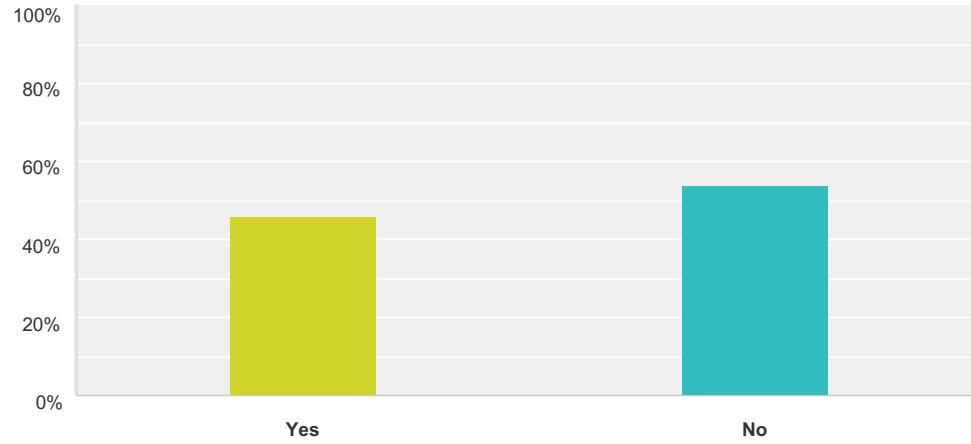


### Q1 Do you own property that supports forest or range-land that could be susceptible to wildland fires?

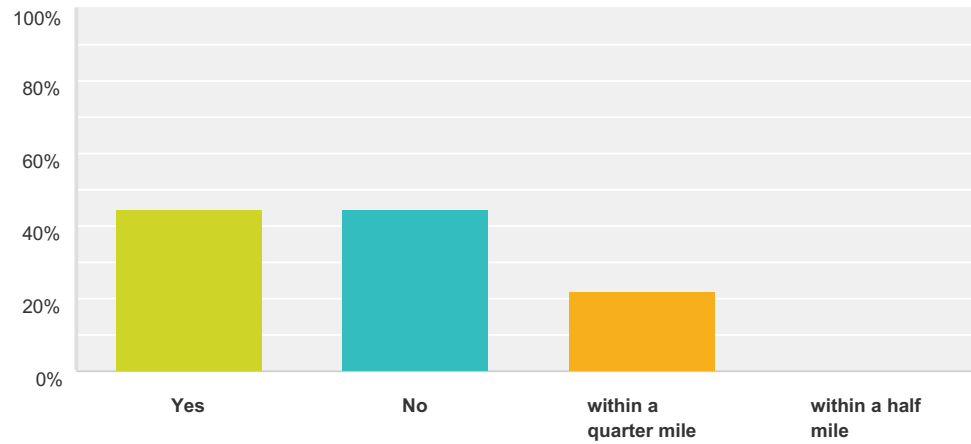
Answered: 13 Skipped: 0



Answer Choices	Responses
Yes	46.15% 6
No	53.85% 7
<b>Total</b>	<b>13</b>

### Q2 If you are not a forest or range landowner, Do you live adjacent to forested and/or range lands?

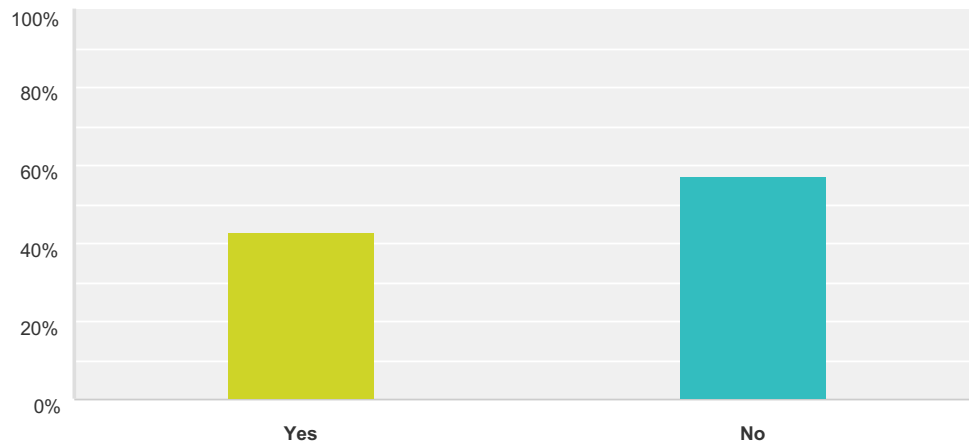
Answered: 9 Skipped: 4



Answer Choices	Responses
Yes	44.44% 4
No	44.44% 4
within a quarter mile	22.22% 2
within a half mile	0.00% 0
<b>Total Respondents: 9</b>	

### Q3 If you own forested lands, do you live on your forested property?

Answered: 7 Skipped: 6



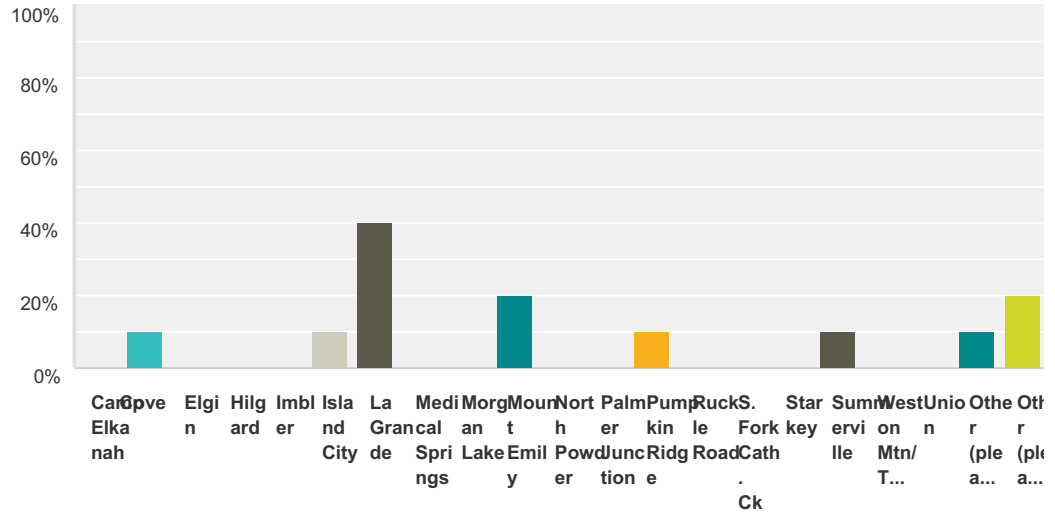
Answer Choices	Responses	
Yes	42.86%	3
No	57.14%	4
<b>Total</b>		<b>7</b>

### Q4 How many forested acres do you own?

Answered: 7 Skipped: 6

**Q5 Please indicate the geographic area in which your forested property is located. (If you own property in more than one area, please mark all that apply)**

Answered: 10 Skipped: 3

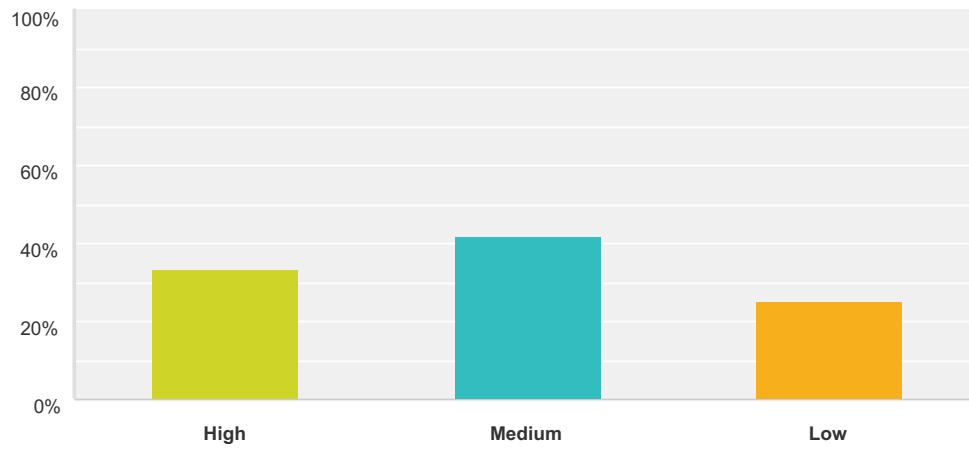


Answer Choices	Responses
Camp Elkanah	0.00% 0
Cove	10.00% 1
Elgin	0.00% 0
Hilgard	0.00% 0
Imbler	0.00% 0
Island City	10.00% 1
La Grande	40.00% 4
Medical Springs	0.00% 0
Morgan Lake	0.00% 0
Mount Emily	20.00% 2
North Powder	0.00% 0
Palmer Junction	0.00% 0
Pumpkin Ridge	10.00% 1
Ruckle Road	0.00% 0
S. Fork Cath. Ck	0.00% 0
Starkey	0.00% 0
Summerville	10.00% 1
Weston Mtn/Tollgate	0.00% 0

Union	0.00%	0
Other (please list)	10.00%	1
Other (please specify)	20.00%	2
<b>Total Respondents: 10</b>		

### Q6 How high do you feel the risk of a wildfire is in your area?

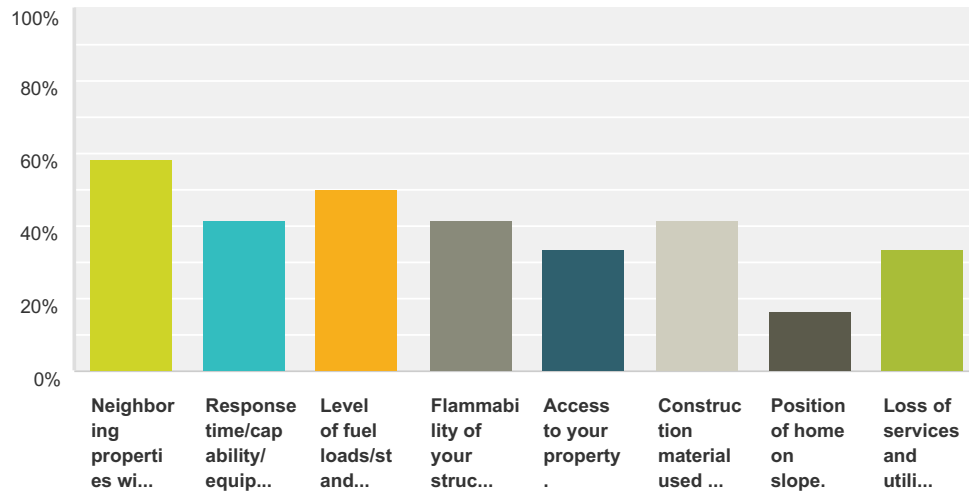
Answered: 12 Skipped: 1



Answer Choices	Responses
High	33.33% 4
Medium	41.67% 5
Low	25.00% 3
<b>Total</b>	<b>12</b>

### Q7 If a wildfire occurred in your area, what factors would place you and/or your home at risk? (Please mark all that apply)

Answered: 12 Skipped: 1

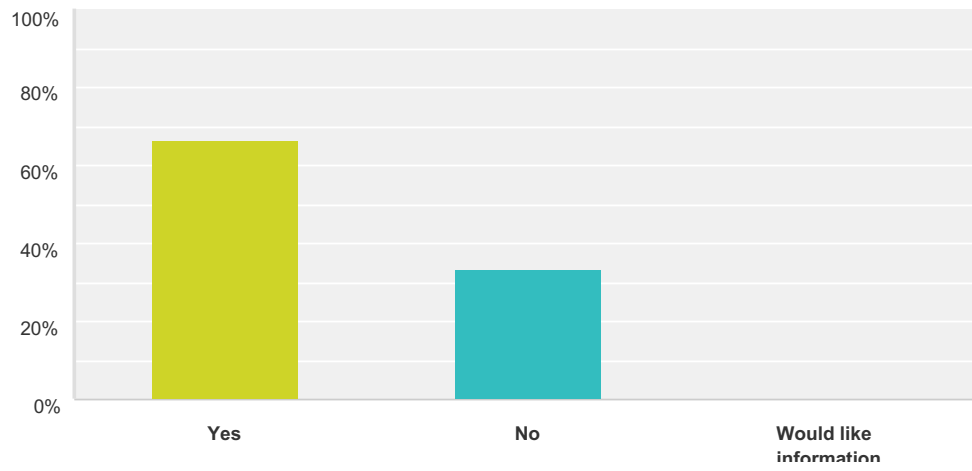


Answer Choices	Responses
Neighboring properties with high fuel load/stand conditions.	58.33% 7
Response time/capability/equipment of local fire agencies.	41.67% 5
Level of fuel loads/stand conditions on your properties.	50.00% 6
Flammability of your structures.	41.67% 5
Access to your property.	33.33% 4
Construction material used on home.	41.67% 5
Position of home on slope.	16.67% 2
Loss of services and utilities.	33.33% 4
<b>Total Respondents: 12</b>	



### Q8 Do you have a plan for what you would do if a fire were to threatened your area?

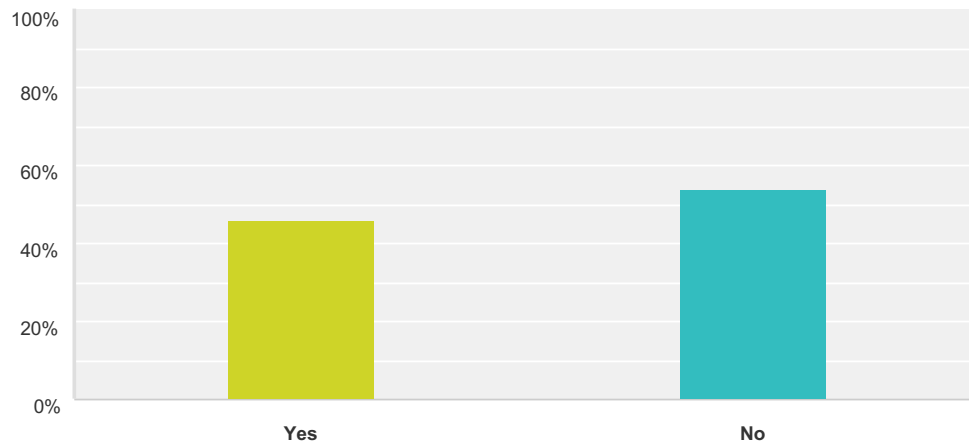
Answered: 12 Skipped: 1



Answer Choices	Responses
Yes	66.67% 8
No	33.33% 4
Would like information	0.00% 0
<b>Total Respondents: 12</b>	

### Q9 Have you ever participated in National Fire Plan /fire risk reduction activities?

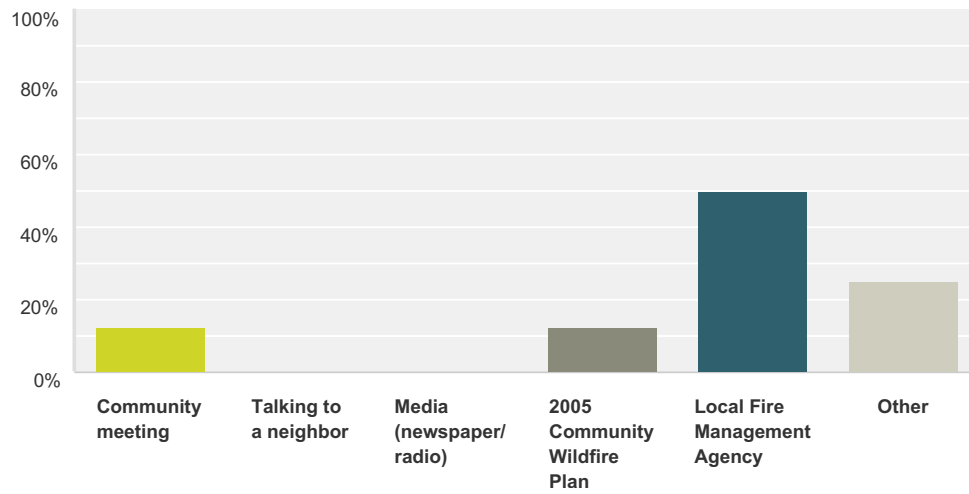
Answered: 13 Skipped: 0



Answer Choices	Responses	
Yes	46.15%	6
No	53.85%	7
<b>Total</b>		<b>13</b>

### Q10 If so, how did you learn about National Fire Plan/fire risk reduction activities?

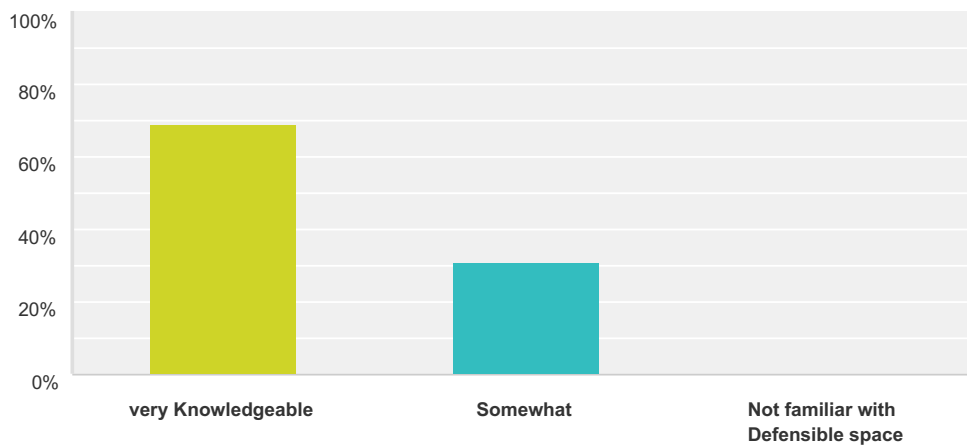
Answered: 8 Skipped: 5



Answer Choices	Responses
Community meeting	12.50% 1
Talking to a neighbor	0.00% 0
Media (newspaper/radio)	0.00% 0
2005 Community Wildfire Plan	12.50% 1
Local Fire Management Agency	50.00% 4
Other	25.00% 2
<b>Total</b>	<b>8</b>

**Q11 Defensible space refers to the area between a house and an oncoming wildfire where the vegetation has been modified to reduce the wildfire threat and to provide an opportunity for firefighters to effectively defend the house. Sometimes a defensible space is simply a homeowner’s properly maintained back yard. How knowledgeable do you feel you are regarding creating defensible space?**

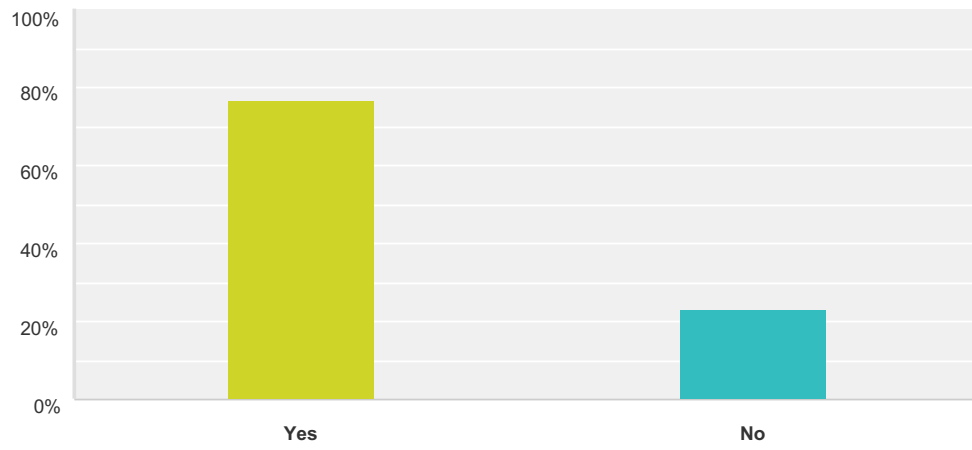
Answered: 13 Skipped: 0



Answer Choices	Responses
very Knowledgeable	69.23% 9
Somewhat	30.77% 4
Not familiar with Defensible space	0.00% 0
<b>Total</b>	<b>13</b>

### Q12 Have you worked around your home to create a defensible space?

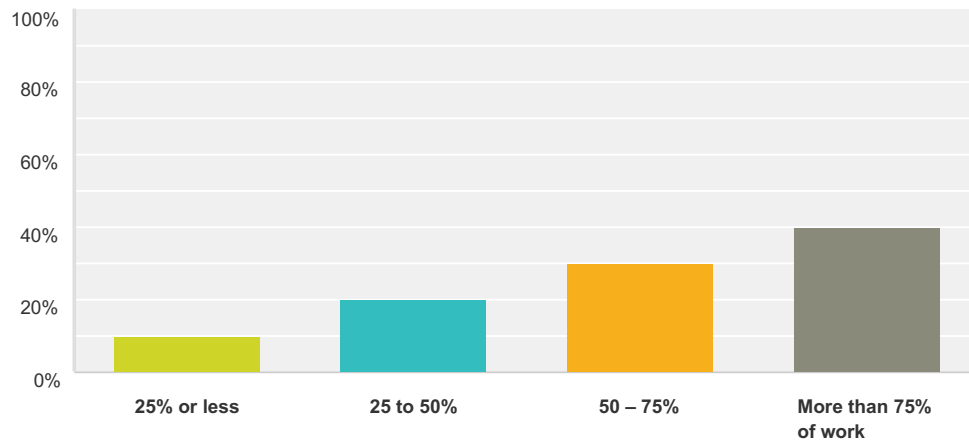
Answered: 13 Skipped: 0



Answer Choices	Responses	
Yes	76.92%	10
No	23.08%	3
<b>Total</b>		<b>13</b>

### Q13 If yes, how much defensible space/fire risk reduction work has been completed?

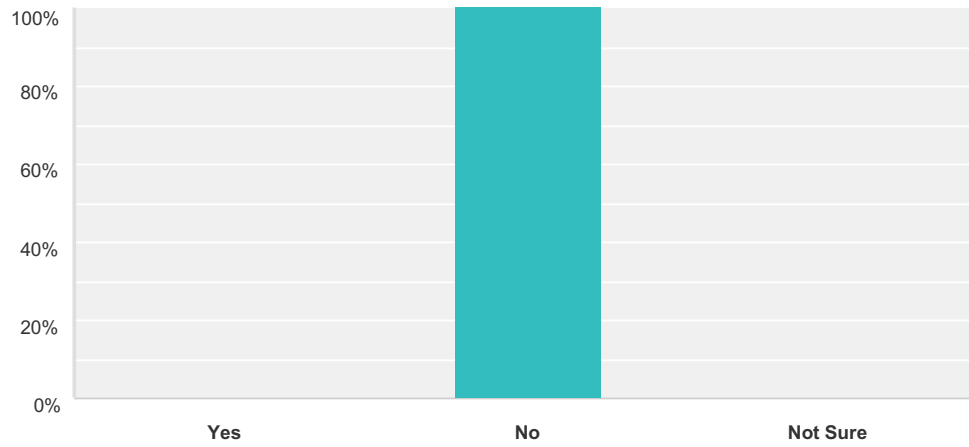
Answered: 10 Skipped: 3



Answer Choices	Responses	
25% or less	10.00%	1
25 to 50%	20.00%	2
50 - 75%	30.00%	3
More than 75% of work	40.00%	4
<b>Total</b>		<b>10</b>

### Q14 If you did defensible work on your property, did you use National Fire Plan cost share assistance?

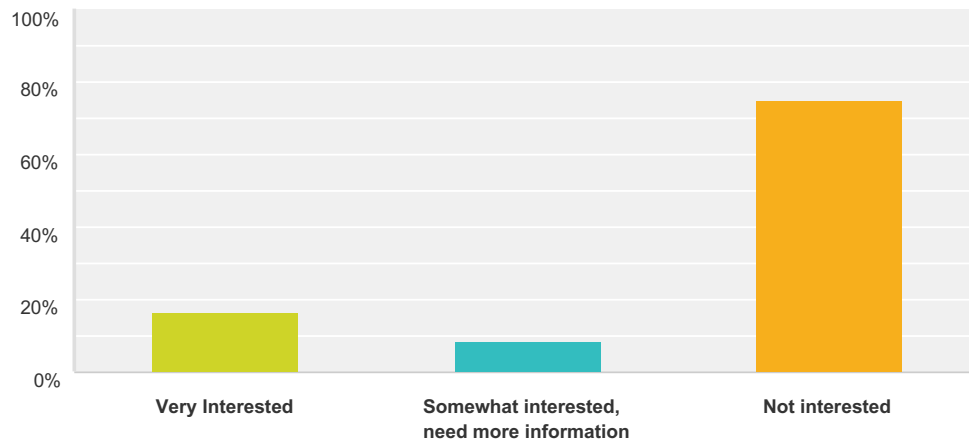
Answered: 9 Skipped: 4



Answer Choices	Responses
Yes	0.00% 0
No	100.00% 9
Not Sure	0.00% 0
<b>Total</b>	<b>9</b>

### Q15 How interested are you in learning more about creating defensible space?

Answered: 12 Skipped: 1

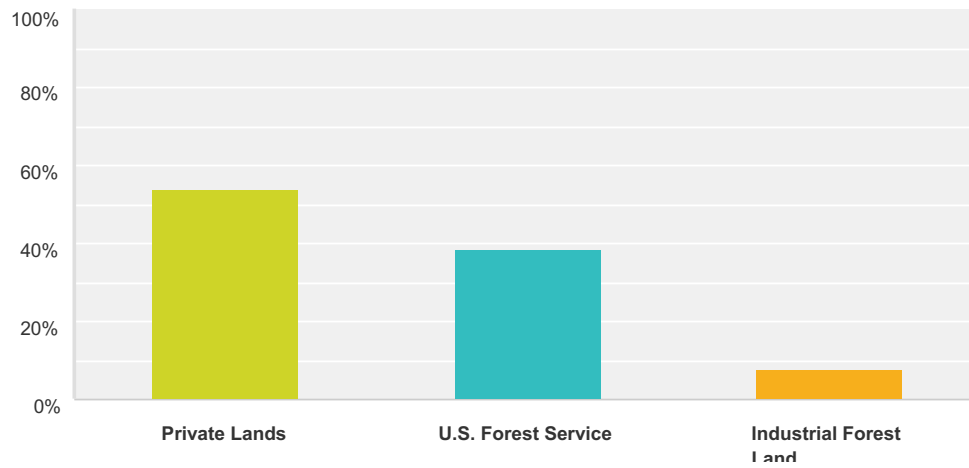


Answer Choices	Responses
Very Interested	16.67% 2
Somewhat interested, need more information	8.33% 1
Not interested	75.00% 9
<b>Total</b>	<b>12</b>



### Q16 Where is the greatest need for fuels reduction work near your property?

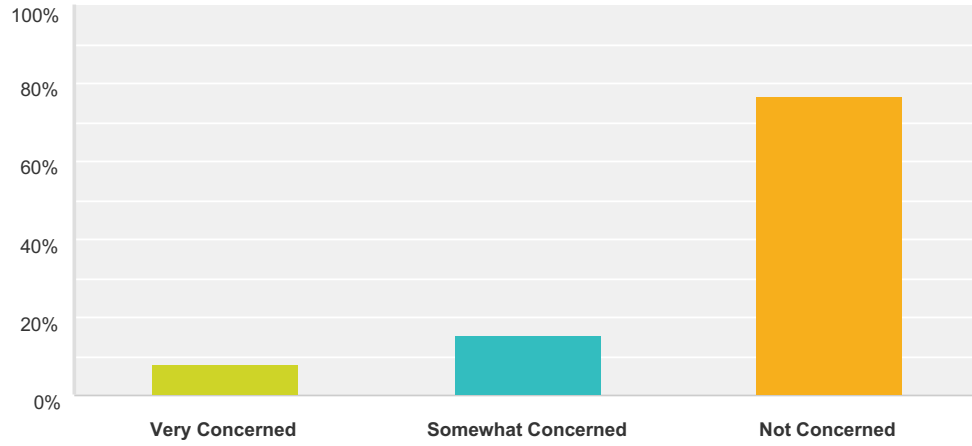
Answered: 13 Skipped: 0



Answer Choices	Responses
Private Lands	53.85% 7
U.S. Forest Service	38.46% 5
Industrial Forest Land	7.69% 1
<b>Total</b>	<b>13</b>

### Q17 How concerned are you about your scenic view being impacted by National Fire Plan Fuels Reduction work?

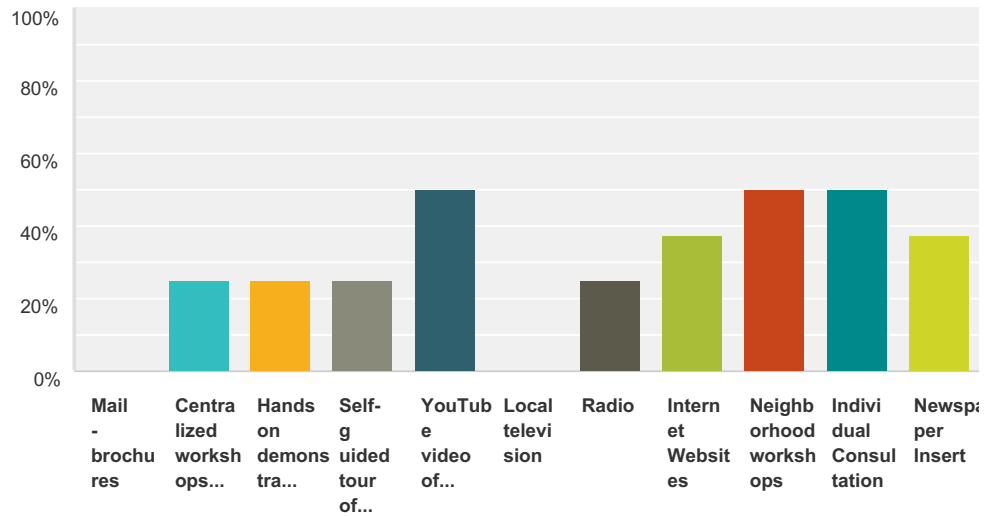
Answered: 13 Skipped: 0



Answer Choices	Responses
Very Concerned	7.69% 1
Somewhat Concerned	15.38% 2
Not Concerned	76.92% 10
<b>Total</b>	<b>13</b>

### Q18 If you were interested in learning more, what kind of informational format would you prefer?

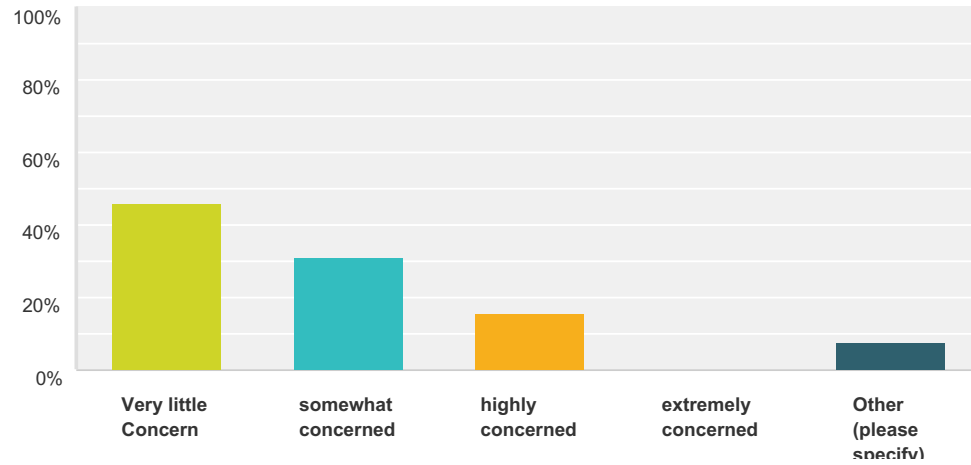
Answered: 8 Skipped: 5



Answer Choices	Responses
Mail - brochures	0.00% 0
Centralized workshops or classes	25.00% 2
Hands on demonstrations	25.00% 2
Self-guided tour of demonstration areas	25.00% 2
YouTube video of demonstrations	50.00% 4
Local television	0.00% 0
Radio	25.00% 2
Internet Websites	37.50% 3
Neighborhood workshops	50.00% 4
Individual Consultation	50.00% 4
Newspaper Insert	37.50% 3
<b>Total Respondents: 8</b>	

### Q19 What is your level of concern regarding creating a defensible space around your home in terms of the amount of physical work required?

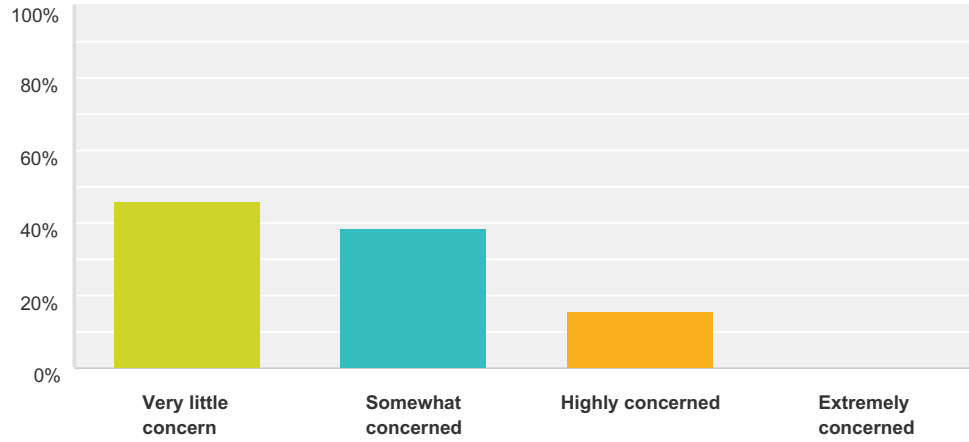
Answered: 13 Skipped: 0



Answer Choices	Responses	Count
Very little Concern	46.15%	6
somewhat concerned	30.77%	4
highly concerned	15.38%	2
extremely concerned	0.00%	0
Other (please specify)	7.69%	1
<b>Total</b>		<b>13</b>

### Q20 What is your level of concern regarding creating a defensible space around your home in terms of the amount of time required?

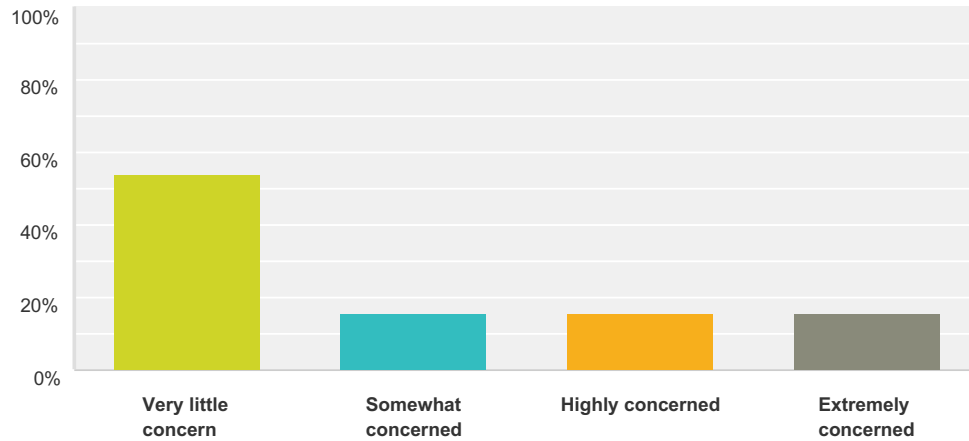
Answered: 13 Skipped: 0



Answer Choices	Responses	Count
Very little concern	46.15%	6
Somewhat concerned	38.46%	5
Highly concerned	15.38%	2
Extremely concerned	0.00%	0
<b>Total</b>		<b>13</b>

### Q21 What is your level of concern regarding creating a defensible space around your home in terms of the financial cost required?

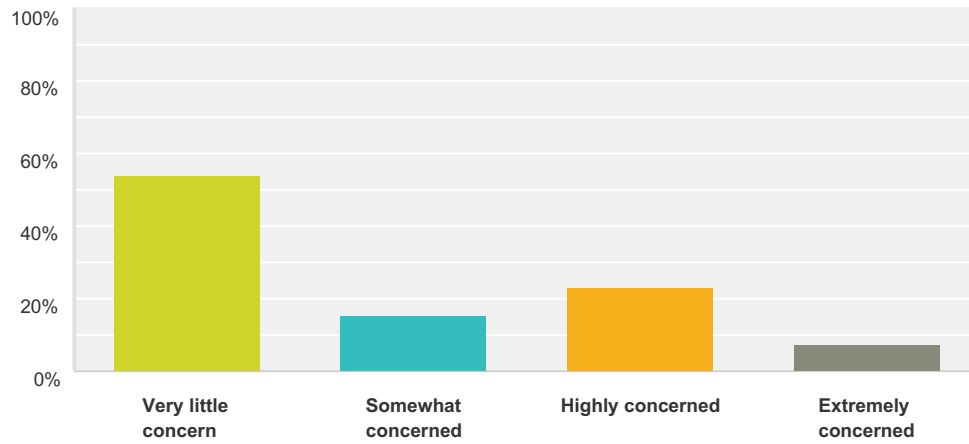
Answered: 13 Skipped: 0



Answer Choices	Responses
Very little concern	53.85% 7
Somewhat concerned	15.38% 2
Highly concerned	15.38% 2
Extremely concerned	15.38% 2
<b>Total</b>	<b>13</b>

### Q22 What is your level of concern regarding creating a defensible space around your home in terms of doing the work yourself?

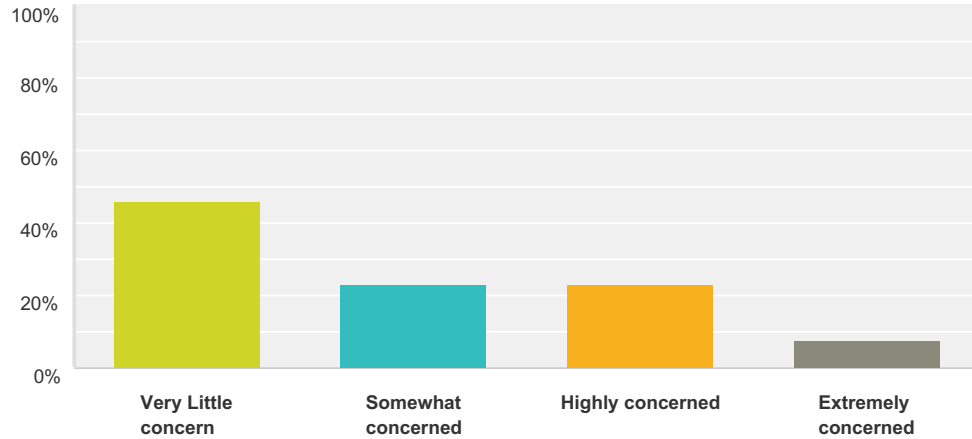
Answered: 13 Skipped: 0



Answer Choices	Responses
Very little concern	53.85% 7
Somewhat concerned	15.38% 2
Highly concerned	23.08% 3
Extremely concerned	7.69% 1
<b>Total</b>	<b>13</b>

### Q23 What is your level of concern regarding creating a defensible space around your home in terms of hiring a contractor/forestry professional?

Answered: 13 Skipped: 0

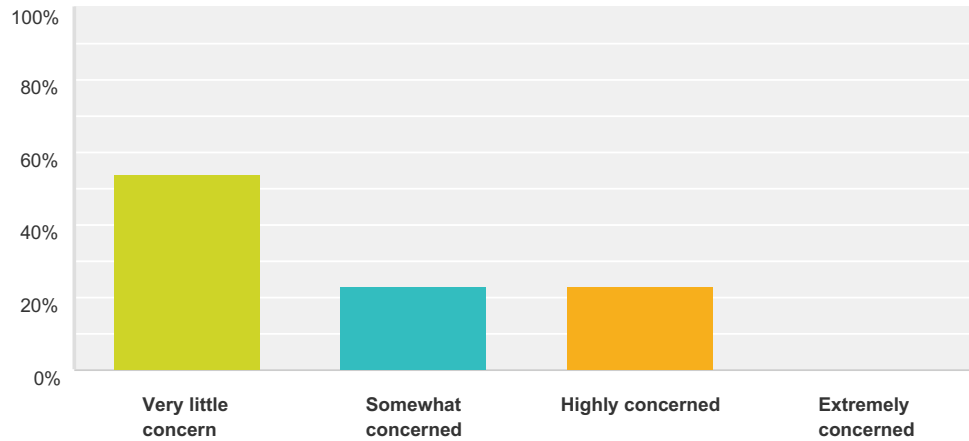


Answer Choices	Responses
Very Little concern	46.15% 6
Somewhat concerned	23.08% 3
Highly concerned	23.08% 3
Extremely concerned	7.69% 1
<b>Total</b>	<b>13</b>



### Q24 What is your level of concern regarding creating a defensible space around your home in terms of the aesthetic value of your property?

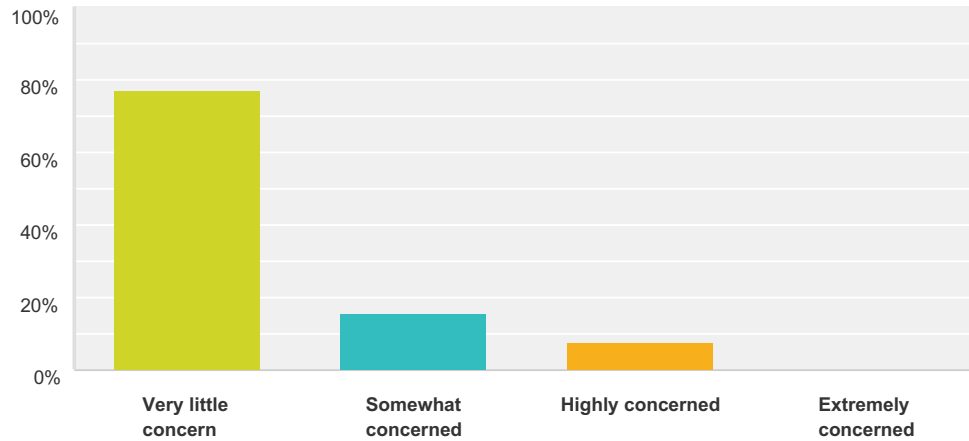
Answered: 13 Skipped: 0



Answer Choices	Responses
Very little concern	53.85% 7
Somewhat concerned	23.08% 3
Highly concerned	23.08% 3
Extremely concerned	0.00% 0
<b>Total</b>	<b>13</b>

### Q25 What is your level of concern regarding creating a defensible space around your home in terms of neighborhood covenants/restrictions?

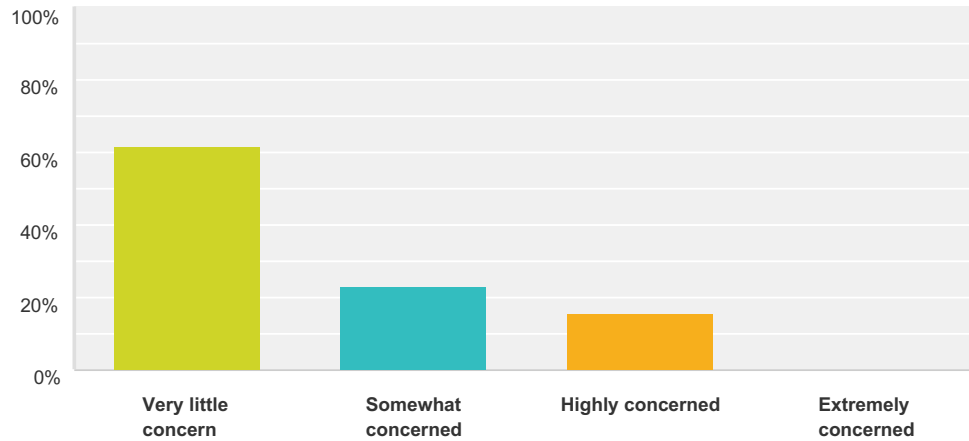
Answered: 13 Skipped: 0



Answer Choices	Responses	
Very little concern	76.92%	10
Somewhat concerned	15.38%	2
Highly concerned	7.69%	1
Extremely concerned	0.00%	0
<b>Total</b>		<b>13</b>

### Q26 What is your level of concern regarding creating a defensible space around your home in terms of the level of maintenance work required to retain your investment?

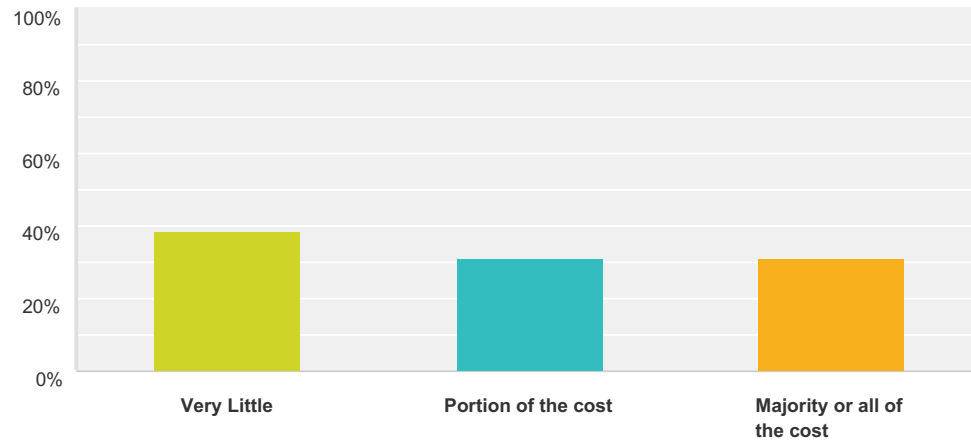
Answered: 13 Skipped: 0



Answer Choices	Responses	
Very little concern	61.54%	8
Somewhat concerned	23.08%	3
Highly concerned	15.38%	2
Extremely concerned	0.00%	0
<b>Total</b>		<b>13</b>

### Q27 How much would you be willing to pay to reduce the wildfire risk that your home faces?

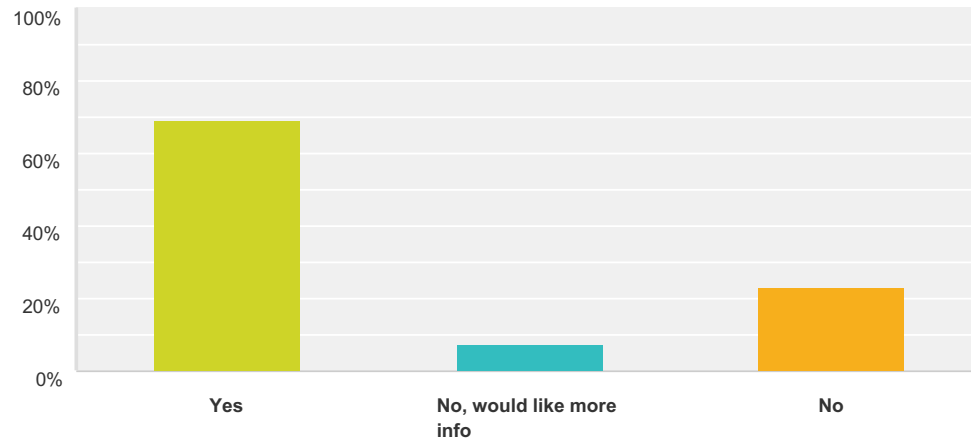
Answered: 13 Skipped: 0



Answer Choices	Responses
Very Little	38.46% 5
Portion of the cost	30.77% 4
Majority or all of the cost	30.77% 4
<b>Total</b>	<b>13</b>

### Q28 Are you aware of the financial assistance available for treating fuels on homeowners'/landowners' properties?

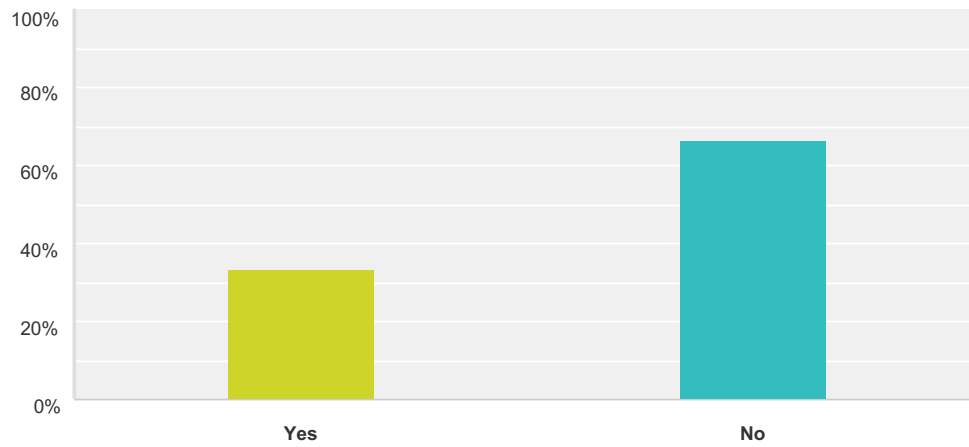
Answered: 13 Skipped: 0



Answer Choices	Responses	
Yes	69.23%	9
No, would like more info	7.69%	1
No	23.08%	3
<b>Total</b>		<b>13</b>

### Q29 Are you interested in learning more or applying for some of these funds

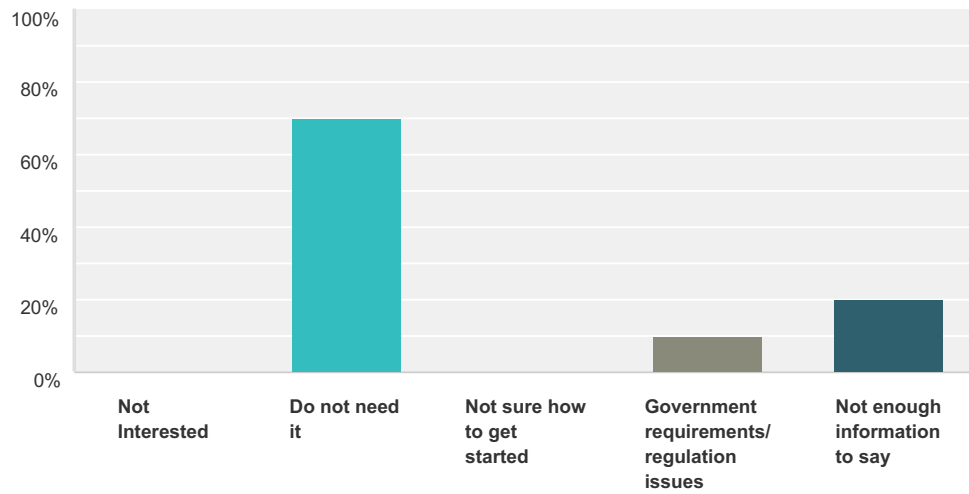
Answered: 12 Skipped: 1



Answer Choices	Responses
Yes	33.33% 4
No	66.67% 8
<b>Total</b>	<b>12</b>

### Q30 If you do not want to learning about funding, why would you be reluctant?

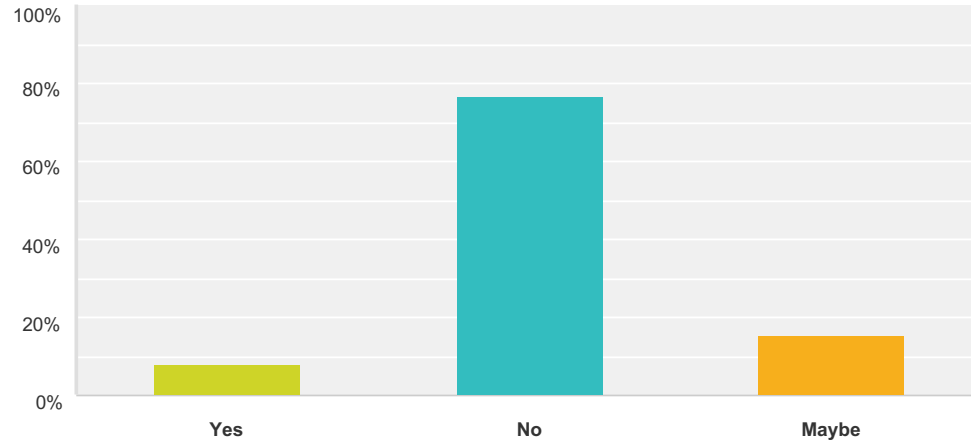
Answered: 10 Skipped: 3



Answer Choices	Responses
Not Interested	0.00% 0
Do not need it	70.00% 7
Not sure how to get started	0.00% 0
Government requirements/regulation issues	10.00% 1
Not enough information to say	20.00% 2
<b>Total</b>	<b>10</b>

### Q31 Would you be willing to put on an educational program for your neighborhood?

Answered: 13 Skipped: 0

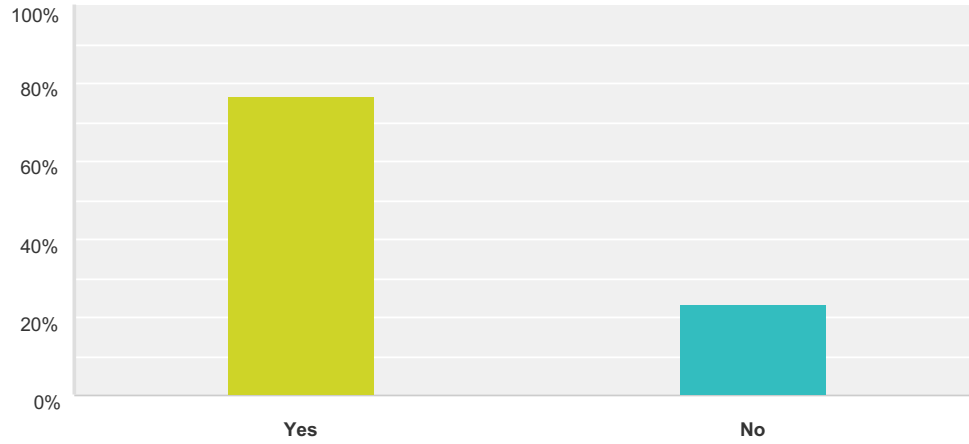


Answer Choices	Responses
Yes	7.69% 1
No	76.92% 10
Maybe	15.38% 2
<b>Total</b>	<b>13</b>



### Q32 Would you be willing to share defensible space information with a neighbor or friend?

Answered: 13 Skipped: 0



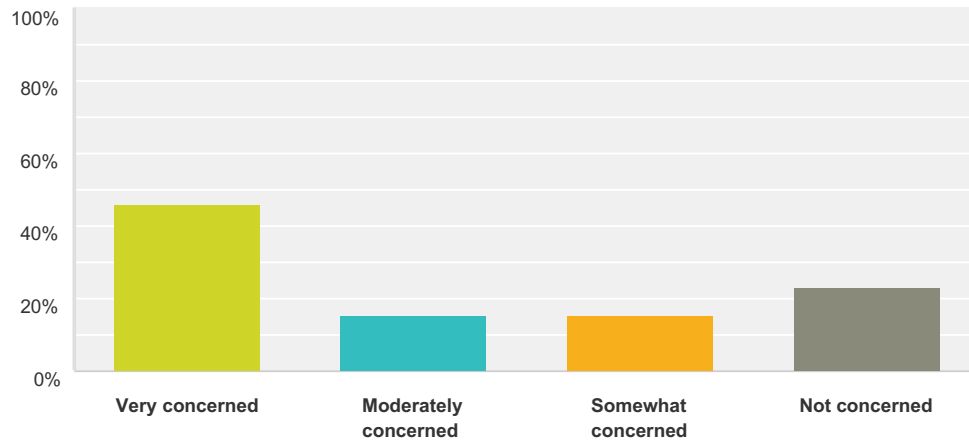
Answer Choices	Responses	
Yes	76.92%	10
No	23.08%	3
<b>Total</b>		<b>13</b>

**Q33 Please feel free to provide any additional comments.**

Answered: 2 Skipped: 11

### Q34 PART 2: QUESTIONNAIRE Are you concerned about a large wildfire event happening in your community?

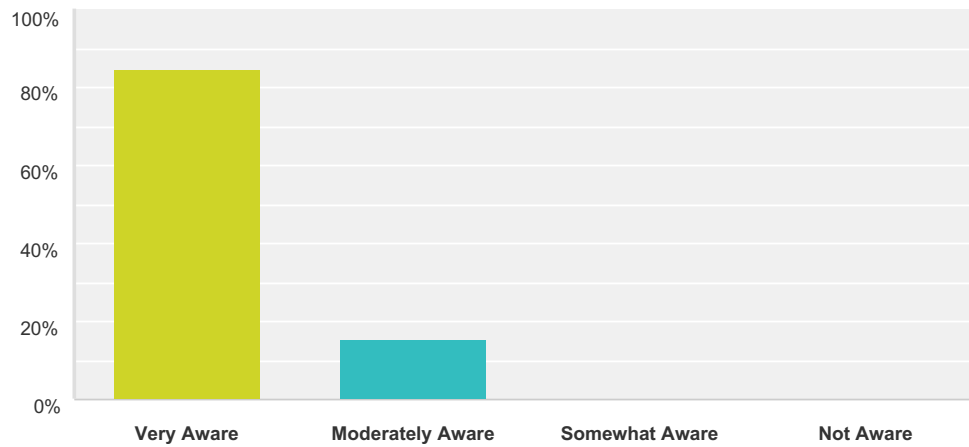
Answered: 13 Skipped: 0



Answer Choices	Responses
Very concerned	46.15% 6
Moderately concerned	15.38% 2
Somewhat concerned	15.38% 2
Not concerned	23.08% 3
<b>Total</b>	<b>13</b>

### Q35 Prior to this Survey were you aware of the concept of defensible space?

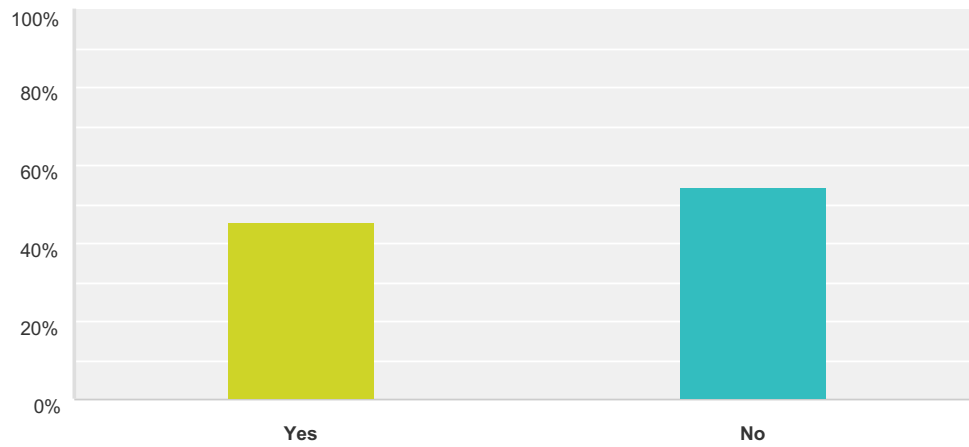
Answered: 13 Skipped: 0



Answer Choices	Responses	
Very Aware	84.62%	11
Moderately Aware	15.38%	2
Somewhat Aware	0.00%	0
Not Aware	0.00%	0
<b>Total</b>		<b>13</b>

### Q36 Has Firewise or Ready-Set-Go been presented in your community?

Answered: 11 Skipped: 2



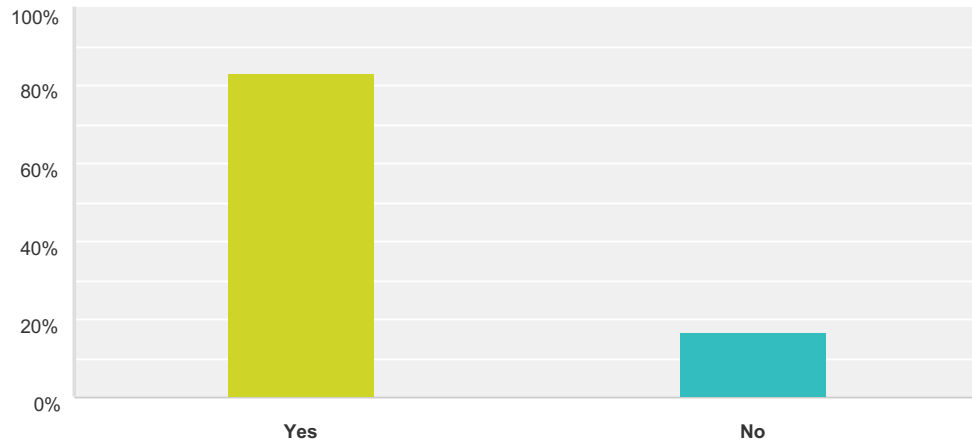
Answer Choices	Responses
Yes	45.45% 5
No	54.55% 6
<b>Total</b>	<b>11</b>

**Q37 List three Attributes you Value most about your community!**

Answered: 13 Skipped: 0

### Q38 Would those attributes (values) be threatened by a wildfire?

Answered: 12 Skipped: 1



Answer Choices	Responses	
Yes	83.33%	10
No	16.67%	2
<b>Total</b>		<b>12</b>

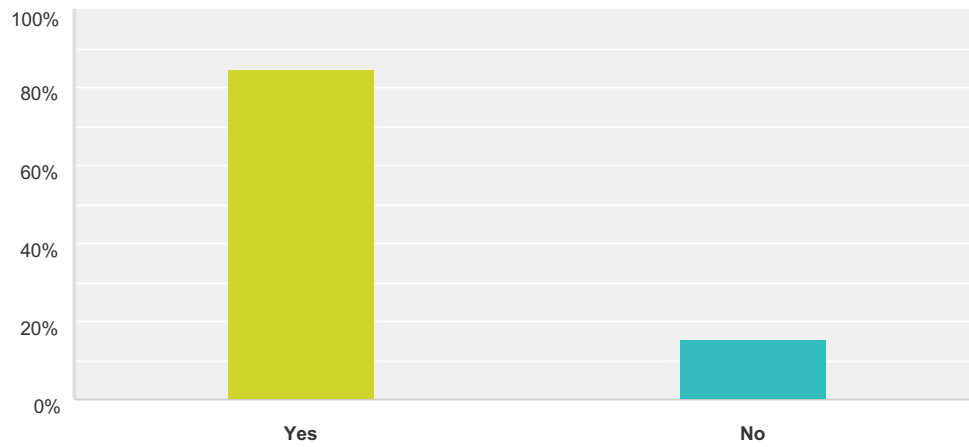
**Q39 If you answered yes, the values would be threatened by wildfire, please describe how they would be threatened.**

Answered: 13 Skipped: 0



### Q40 Have you heard of Community Wildfire Protection Planning?

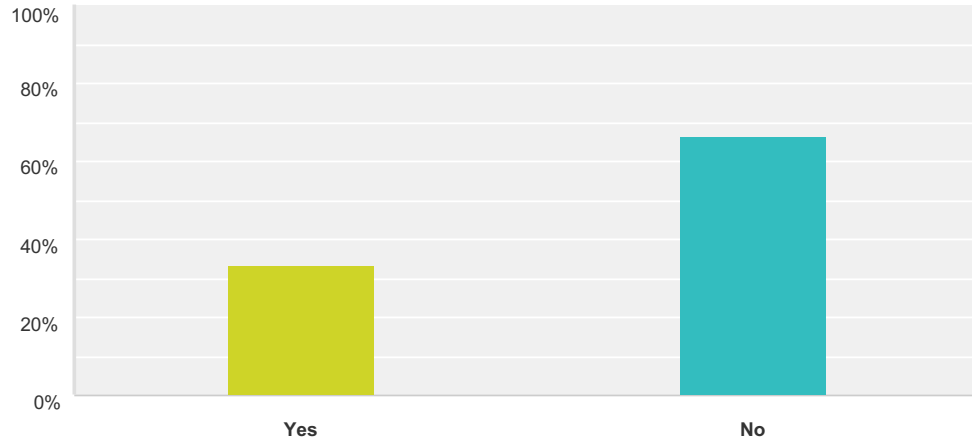
Answered: 13 Skipped: 0



Answer Choices	Responses
Yes	84.62% 11
No	15.38% 2
<b>Total</b>	<b>13</b>

### Q41 Would you be interested in reviewing and commenting on the Union County Community Wildfire Protection Plan?

Answered: 12 Skipped: 1



Answer Choices	Responses
Yes	33.33% 4
No	66.67% 8
<b>Total</b>	<b>12</b>

**Q42 If you would be interested in reviewing and commenting on the Wildfire Protection Plan, please list your contact information below.**

Answered: 13 Skipped: 0