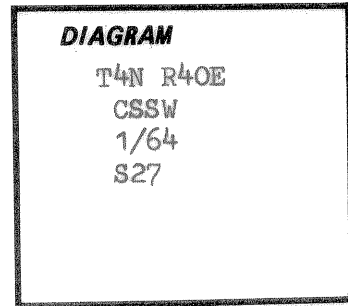


CERTIFIED RECORD OF LAND CORNER MONUMENTATION

History of original corner establishment:

NA



Description of corner evidence found:

NA

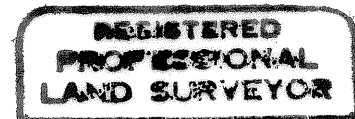
Description of monument and accessories | established to perpetuate the original location of this corner:

Set 2 1/2" X 30" Alum. pipe and cap with a magnet

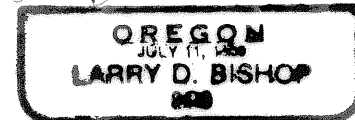
Marked: 8" Spruce N85 1/2 E 25.8' scribed CSSW 1/64 S27 BT
7" Wh. Fir S25E 6.9' " " "

Stamped:	T4N R4OE
	CSSW
	1/64
	S27
	1991
	LS 896

UNION COUNTY SURVEYOR
Date Received <u>1-21-92</u>
Date Filed <u>1-22-92</u>
By <u>[Signature]</u> Narrative Drawer
File No. <u>1/19</u>



[Signature]



Office of..... County of.....
 State of....., I hereby certify that the within instrument was filed in this office
 for record on the..... day of....., 19.....
 by

(COUNTY OFFICIAL)

(DEPUTY)